

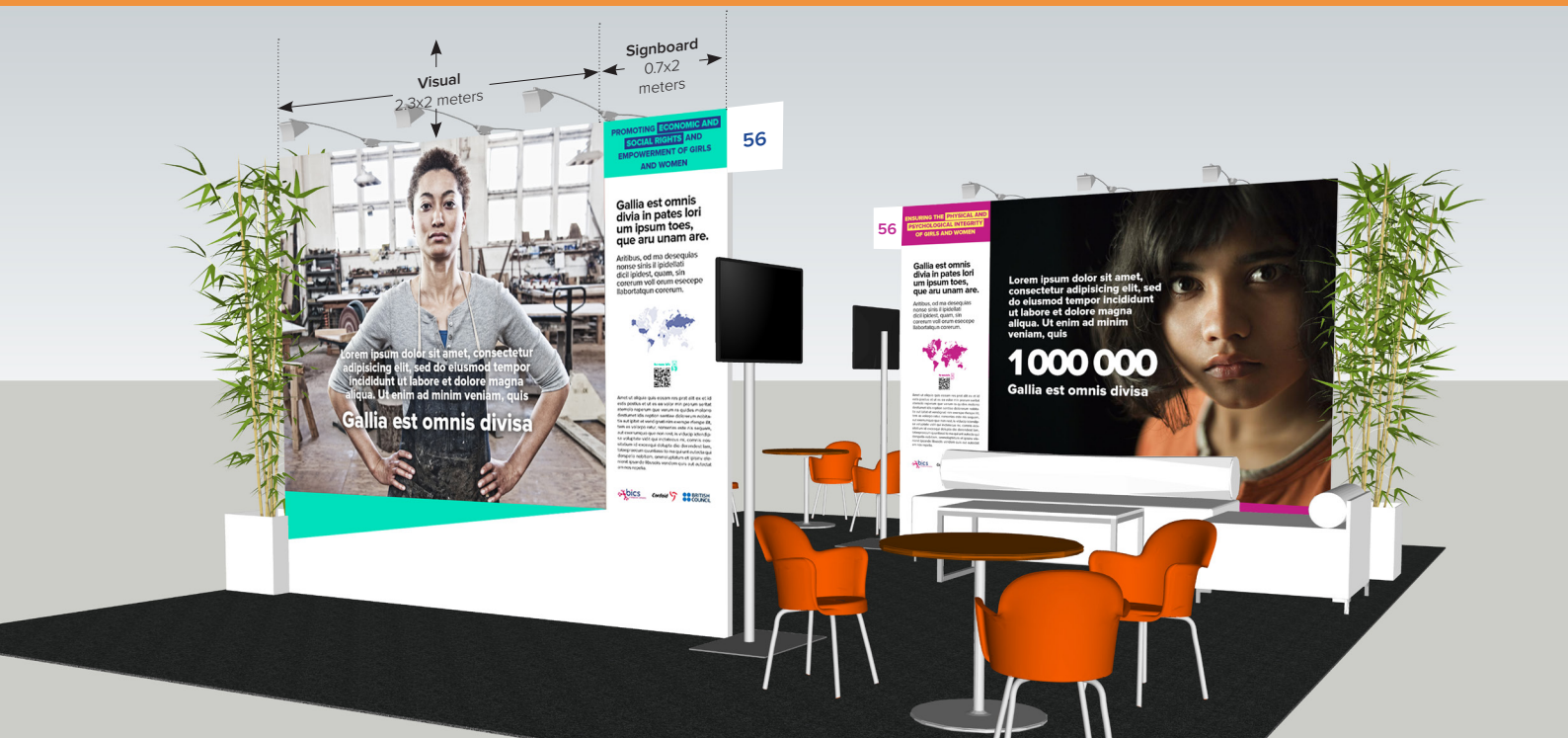


EDD Global Village / Cluster stand specifications



The European Development Days are an unparalleled opportunity for the development community to share knowledge, lessons learnt and showcase achievements. The EDD Global Village will be a welcoming space at the heart of the venue for forum participants to share about innovative projects and research initiatives that are addressing development challenges.

The Village will be composed of up to 80 stands that feature projects, reports or programmes related to the EDD's main thread: «Women and Girls at the Forefront of Sustainable Development: protect, empower, invest». The stands are designed to underline the useful, practical and knowledge-sharing aspect of the forum.



Contact

Contact village@eudevdays.eu for more information.

Stand technical specifications

1 / What is included in your cluster stand:

Floor

↳ 36-square-meter carpet

Numbering

↳ Each stand will be numbered in reference to the EDD Village map.

Partitions

↳ 4 white partitions of 3x2.65 meters at the back with two plants at the end.
Please note that hanging items on the wall partitions is not allowed.

Lighting

↳ Overhead lighting

Furniture

↳ 4 tables
 ↳ 12 chairs
 ↳ 2 lockers to secure items
 ↳ 2 sofas
 ↳ 2 low tables

Screens

We will provide you with two plasma screens so that you may present videos on your project and other media-based presentations at your stand.

Internet access

↳ WiFi on EDD Global Village network

Power supply

↳ 12 sockets (150 watts each)

Paperless forum

We conserve paper and offset our carbon footprint at the EDD. The use of paper publications is not allowed. But do not worry, we offer you other ways to help you communicate!

The EDD App and its QR code feature will be available for you to upload on your communication material. Each participant will be able to scan the QR code at your stand and download all linked documents on their mobile phones.

Your dedicated page on the EDD website will allow you to upload the documents you want to share with the rest of the community. We also encourage you to use your social media platforms to communicate, through the use of the official #EDD18 and #shEDDs, to ensure you are part of the wider EDD discussions and to enable you to get your message across.

2 / How to personalise your stand:

Personalise your cluster with information and visuals that showcase your project or report. Follow the instructions below and send all materials to village@eudevdays.eu

1 - One roll-up

Only one of your own roll-ups will be allowed.

2 - 1 specific backdrop on each of the 4 partitions

Each backdrop is made of 1 signboard and 1 background visual. Therefore, we need 4 signboards and 4 visuals. We will assemble them ourselves.

a. 4 signboards

- ↳ the title of your project or report (max. 80 characters including spacing)
- ↳ a short sub-heading (max. 140 characters including spacing)
- ↳ a description of the project or report (max. 600 characters including spacing)

To be received in a Word document

- ↳ a world map that indicates the location(s) of activity

We need to receive the list of countries; we will create the map ourselves.

- ↳ QR Code created by us and linked to your communication material.

Your communication material must be sent in only one pdf file (max. 5MB).

- ↳ Partner logos

To be sent individually in AI/EPS format in CMYK colours

b. 4 background visuals

Consider creating a visual with:

- an impressive photography
- an emblematic quote
- an infographic to illustrate key facts and figures

Visual size:

The visual will measure 2,3m x 2m in landscape format.

Please note that no text should be printed below 1,7m from the top of the picture.

Visual file specifications:

- 120 dpi
- CMYK colours
- Original file size
- Landscape
- Pdf format

Please send us your Word document, your AI/EPS logos and ready-to-print pdf visual in separate folders for each of the backdrop by 16 April via Wetransfer.

We will place them for you on 3-4 June.

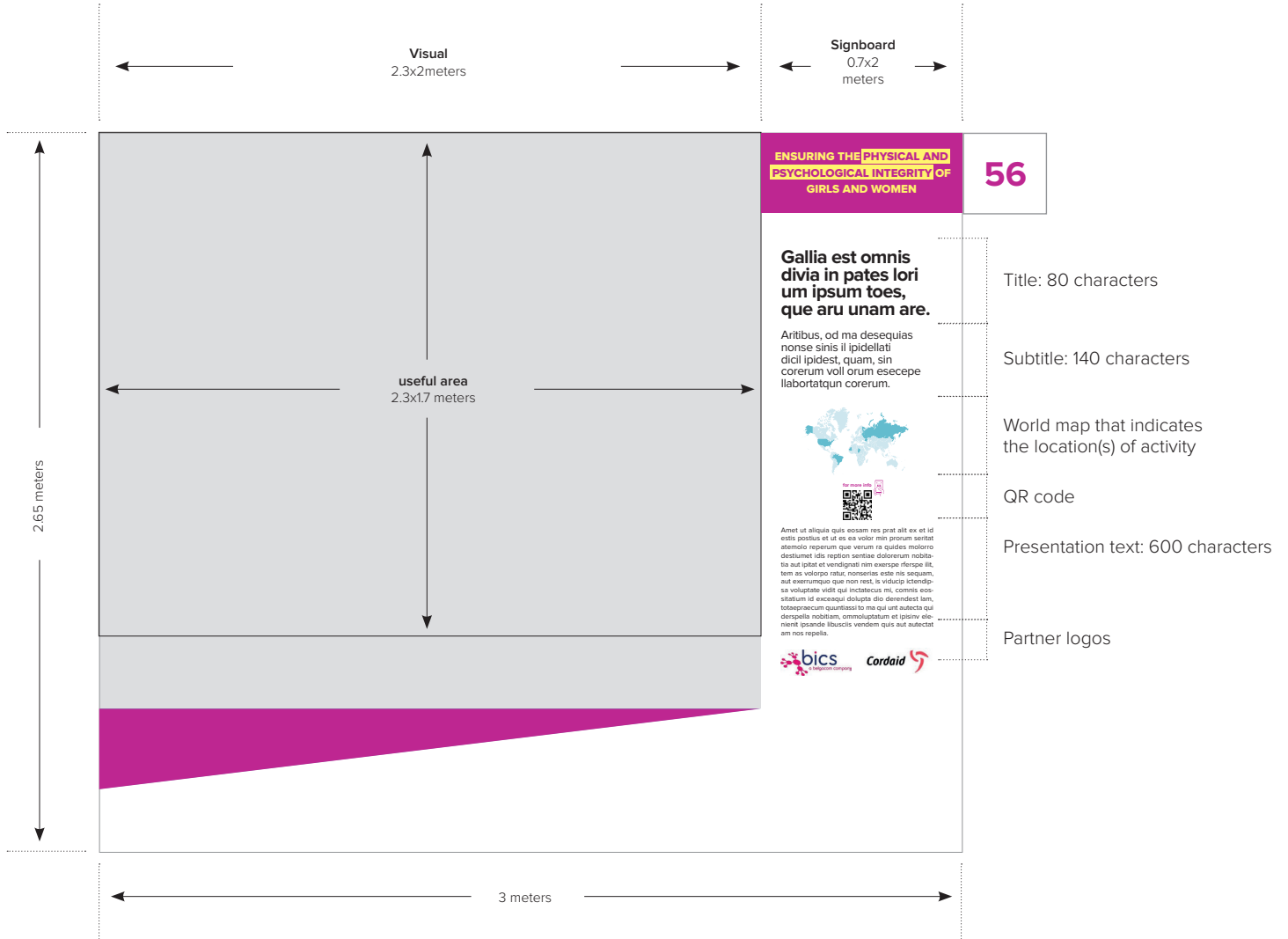
⚠ Please pay for your stand by 30 April. No split-billing is allowed.

⚠ Please note that we may not guarantee the printing of your visuals if sent after the deadline or if the payment is done after the deadline.

EDD 2018 Milestones for Stands

16 February	Deadline to submit stand proposals
End of March/ beginning of April	EDD 2018 Selection Committee announces selected applicants
16 April	Deadline to send all materials for your backdrop. Deadline to confirm screens
23-27 April	Second Community Meetings
30 April	Deadline to pay for Carbon Offset and other costs

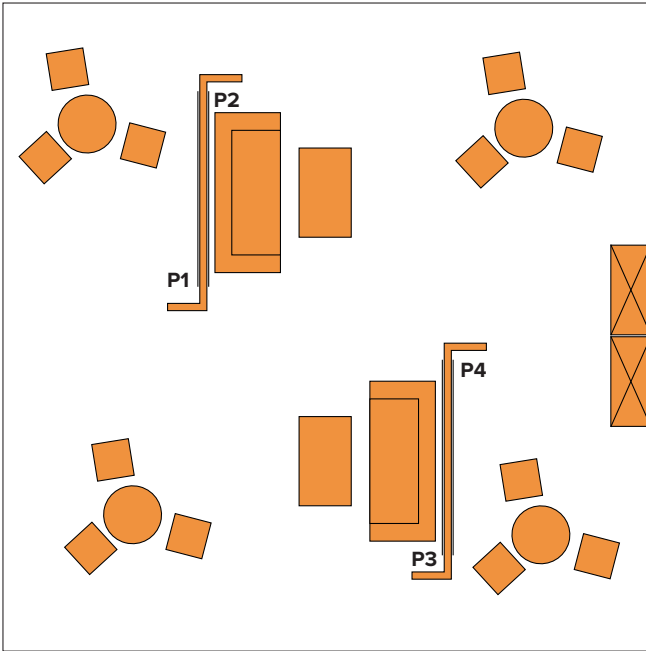
Background visual and signboard specifications



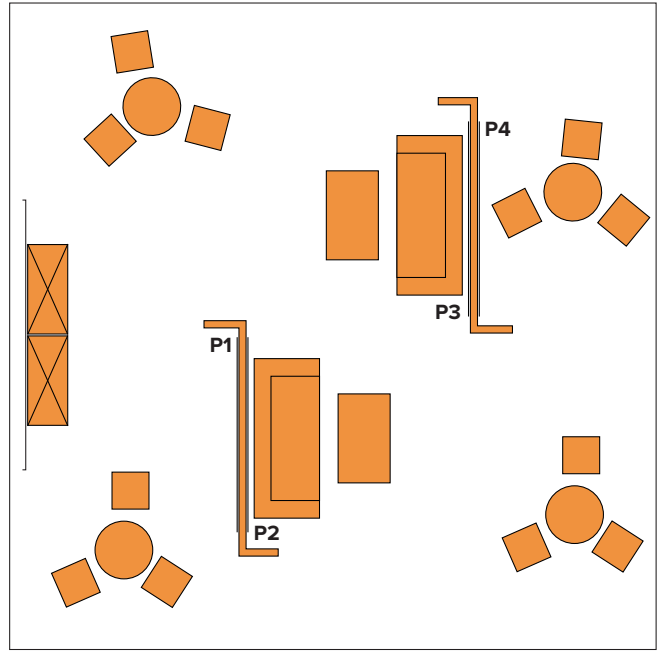
<p>CMJN 6/7/83/0 RVB 248/223/59 HEX #F8DF3B</p> <p>WOMEN AND GIRLS AT THE FOREFRONT OF SUSTAINABLE DEVELOPMENT: PROTECT, EMPOWER, INVEST</p> <p>CMJN 0/90/90/0 RVB 230/51/35 HEX #E63323</p>	<p>CMJN 24/96/0/0 RVB 193/28/131 HEX #C11C83</p> <p>ENSURING THE PHYSICAL AND PSYCHOLOGICAL INTEGRITY OF GIRLS AND WOMEN</p> <p>CMJN 0/0/70/0 RVB 253/238/102 HEX #FFF064</p>	<p>CMJN 58/0/35/0 RVB 0/224/187 HEX #00E0BB</p> <p>PROMOTING ECONOMIC AND SOCIAL RIGHTS AND EMPOWERMENT OF GIRLS AND WOMEN</p> <p>CMJN 100/85/10/0 RVB 33/59/135 HEX #273988</p>	<p>CMJN 95/80/0/0 RVB 29/3/214 HEX #1D03D6</p> <p>STRENGTHENING GIRLS' AND WOMEN'S VOICE AND PARTICIPATION</p> <p>CMJN 0/46/86/0 RVB 248/156/48 HEX #F89C30</p>
---	--	---	--

3 possible set-ups for your cluster stand

1/



2/



3/

